

OpenAir™ GLB Series, 24V, 88 lb-in, Non-spring Return, Direct-Coupled Electronic Damper Actuators

| Product Number | Operating Voltage | Control | | Cables | | Built-in Control Options | | |
|----------------|----------------------|-------------|------------|----------|--------|--------------------------|-------------------------|------------------|
| | 24 Vac +20%, -15% | 0 to 10 Vdc | 3-position | Standard | Plenum | Potentiometer | Dual Auxiliary Switches | Slope and Offset |
| GLB131.1P | • | | • | | • | | | |
| GLB132.1P | • | | • | | • | • | | |
| GLB136.1P | • | | • | | • | | • | |
| GLB161.1P | • | • | | | • | | | |
| GLB163.1P | • | • | | | • | | | • |
| GLB164.1P | • | • | | | • | | • | • |
| GLB166.1P | • | • | | | • | | • | • |

Technical Data

| | |
|-------------------------------------|--|
| Torque: | 88 lb-in (10 Nm) |
| Runtime for 90°: | 125 seconds at 60 Hz opening and closing 150 seconds at 50 Hz opening and closing |
| Frequency: | 50/60 Hz |
| Power consumption: | 3.3 VA (modulating) 2.3 VA (three-position) |
| Equipment rating (24 Vac): | Class 2 per UL/CSA |
| Noise level: | <35 dBA (running) |
| Angle of rotation: | 90° nominal, 95° max. |
| Shaft dimensions: | 3/8 to 5/8-in. (8 to 16 mm) dia. 3/4-in. (20 mm) min. length |
| Operating temperature: | -22 to 130°F (-30 to 55°C) |
| Storage temperature: | -22 to 140°F (-30 to 60°C) |
| Ambient humidity: | 95% rh (non-condensing) |
| Pre-cabled connection: | 18 AWG, 3 ft (0.9 m) long |
| Enclosure: | NEMA 2, IP54 per EN60529 |
| Material: | Durable plastic |
| Agency listings: | UL873, C-UL C22.2 No. 24-93 |
| CE Conformity: | |
| Electromagnetic compatibility (EMC) | 89/336/EEC |
| Emissions Standards | EN 50081-1 |
| Immunity standards | EN 50082-2 |
| Gear Lubrication: | Silicone free |
| Weight: | 1.06 lb (0.48 kg) |

Description

The OpenAir™ direct-coupled, non-spring return electronic damper actuators provide modulating and three-position control of building HVAC dampers.



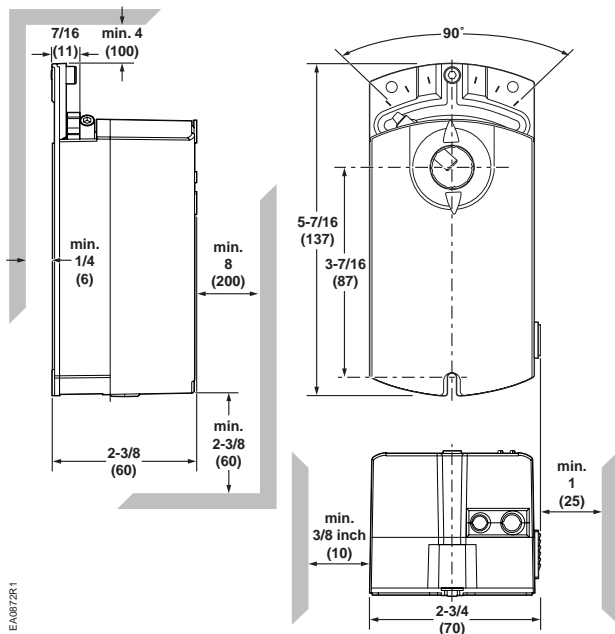
Features

- Compact, lightweight design
- Models available with dual independently adjustable auxiliary switches
- All modulating models offer built-in feedback
- Floating control models available with feedback potentiometer
- Manual override
- Mechanical range adjustment capability
- Easily visible position indicator
- Precabled
- Plenum cable
- Synchronous motor technology
- UL873 and C-UL (C22.2 No. 24-93) listed
- **CE** certified

Typical Specifications

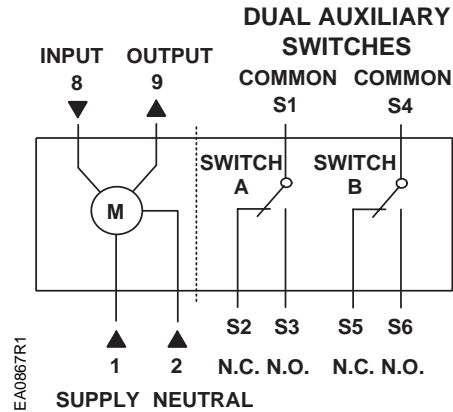
Non-spring return damper actuators shall be the direct-coupled type that requires no connecting linkages. The non-spring return actuators under 100 lb-in shall be capable of direct mounting to a shaft up to a 5/8-inch diameter. Actuators shall provide stall protection throughout the full range of rotation. All non-spring return actuators shall be capable of both clockwise and counterclockwise operation. All actuators shall hold position in the event of a power failure. All actuators shall return to the 0 position in the event only the control signal is lost. All actuators shall provide a means of manually positioning the output coupling in the absence of power. Dual independently adjustable auxiliary switches must be integral to the actuator. All actuators must be precabled and provide an easily readable high contrast yellow on black position indicator. All actuators shall be UL873 and CSA22.2 listed, CE certified, and manufactured under ISO 9002 and ISO 14000 procedures. Actuators shall be designed for a minimum of 50,000 full stroke cycles at the actuators rated torque and temperatures. Actuators shall be as manufactured by Siemens Building Technologies.

Dimensions in inches (millimeters)

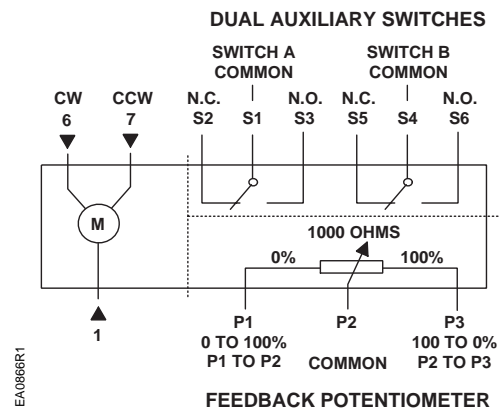


Wiring Diagrams

0 to 10 Vdc, 24 Vac:



Three-Position, 24 Vac:



Information in this publication is based on current specifications. The company reserves the right to make changes in specifications and models as design improvements are introduced. Other product or company names mentioned herein may be the trademarks of their respective owners. © 2005 Siemens Building Technologies, Inc.